

Digital Thermometer User instruction





FEATURES:

- IP66 Waterproof design.
- Resolution: 0.1°.
- Measurement range: -50°C to 300°C (-58°F to 572°F).
- Measurement accuracy: 1°C (2°F) at -20°C to 150°C (-4°F to 302°F).
- The large, bright backlit light can be turned on and off or set to auto-off in 10 seconds.
- A strong internal magnet allows the thermometer to be stuck on metal surfaces.
- The LCD will display low battery icon when the power is low.
- Hold temperature function to stop the display from changing the read out.
- The thermometer will automatically turn off after 10 minutes if no other buttons are pressed.



Digital Thermometer User instruction

OPERATION:

1. Before using the thermometer, please peel off the protective film from the LCD.
2. To turn ON the thermometer, press the  button for 2 seconds. The LCD screen will turn on and will shortly display all the options and then the current probe temperature.
3. The default display unit is Fahrenheit. To change it to Celsius, please press the  button for 2 seconds.
4. Data-hold: before withdrawing from chemicals press the  button. This will hold the temperature reading until pressed again.
5. To light up the LCD display, press the  button once. When the backlight turns on, press the button again to turn off. The backlight will turn off automatically after 10 seconds if no button is pressed.

