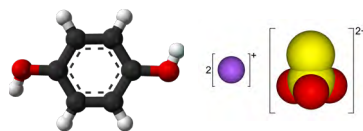


ARS-IMAGO MB MONOBATH




ARS-IMAGO MB MONOBATH is a mono-bath liquid developer for black-and-white films that develops and fixes in one single solution. It gives a balanced tonal rendition and a medium-high contrast.

PREPARATION

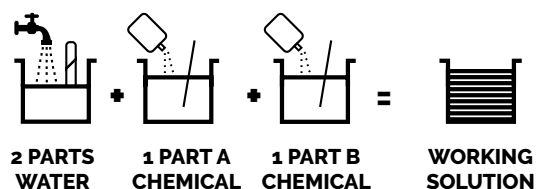
ARS-IMAGO MB MONOBATH is a liquid solution consisting of part A (developer) and part B (fixer) to be mixed before the developing process.

A+B Stock: By mixing part A with part B in equal measure, you obtain the working solution that can be reused several times until exhaustion. This happens within two weeks; until that moment, a correct development is guaranteed. *The recommended processing time is 8 minutes.*



**500ml part A + 500 ml part B
= 1 L WORKING SOLUTION**

2+1+1 Dilution: By mixing the Stock solution with the same amount of water, you obtain a 1:1 diluted solution (2 parts water, 1 part A and 1 part B) that can be used as a "one shot" developer to be disposed at the end of the process. *The recommended processing time is 10 minutes.*



**500ml water + 250 ml part A + 250 ml part B
= 1 L WORKING SOLUTION**

TEMPERATURE

The temperature does not affect the process in a decisive way, but must be between 20°C and 25°C.

AGITATION

The recommended agitation for film development in tank is continuous for the first 30 seconds, then two inversions every 30 seconds for the remaining development time. At the end of each agitation, knock the tank on the working desk in order to prevent the formation of bubbles on the surface of the film.

CAPACITY/DURATION

With the Stock solution, you can develop up to 15 films over two months. During this time span, the solution will change color and a residue will appear at the bottom of the bottle. If you avoid pouring it into the tank, it will not affect the result and effectiveness of the development. It is likely that the Stock solution's capacity and duration are greater than those guaranteed. It is rather advisable to use the diluted solution immediately, and to discard it after use.

RACOMMENDATION

The best results are obtained with cubic grain films such as Ilford HP5, FP4 and Pan F, Kodak Tri-x, Rollei Rpx, Fomapan and Kentmere.

It is not recommended to use the solution with T-grain films such as Ilford Delta, Kodak T-Max 200 and Fomapan.

If the negatives have irregular or milky edges, a quick-fixing bath is necessary.

For archival storage that needs to remain safe over time, it is advisable as a preventive measure to give the negatives a second fixing bath, even a few days after the development.

KEEP OUT OF REACH OF CHILDREN